



# APPLECROSS

---

COUNTRY CLUB



CLUBHOUSE

N

CLUBHOUSE



N






PAR 4

● 391

● 353

○ 328

● 281




The dogleg right par-4 opening hole with its wide fairway offers golfers a modest challenge to the start of their round. For golfers looking to cut the corner on the opening tee shot, a large bunker framed by native grasses on the right side awaits. For a second shot, the players will face an uphill shot to a green fronted by a deep bunker on the left side and a fairway that slopes steeply from the green on the right.



PAR 4

● 375   ● 335   ○ 314   ● 246

The second hole is a short par-4 dogleg left that plays uphill to a narrow fairway guarded on the right by strong bunkering. Longer hitters will be tempted, and if successful rewarded, to cut the corner by playing their tee shot over the native grass that borders the entire left side of the hole. For shorter hitters, a precise shot will be required on the approach to the small putting surface in hopes of making birdie.






PAR 3

● 229

● 202

○ 179

● 122



The third hole is a long downhill par 3 beautifully framed by trees beyond the green. The two bunkers defending the narrow approach require a high, soft shot to be played to this green as the putting surface falls away from front to back. Shots that run through the putting surface may find the bunker behind the green.




● 320

● 291

○ 282

● 251

PAR 4



The fourth hole is a short par 4 that plays over a slight ridge to a narrow fairway that is guarded on the right side by a bunker and trees to left. The smallish green is oriented from right to left with a deep bunker defending the left front of the putting surface.



PAR 4

●462

●417

○371

●317



This long par 4 requires a carry from the tee over an existing stream. The more fairway the player wants to "bite off" from the tee will determine how much the wetland comes into play. After safely negotiating the tee shot, the golfer is faced with a long uphill second shot to the green, tucked into a left-to-right sloping hillside. With deep bunkering located along the right side of the green, the safe play is out to the left of the green in hopes of having the ball feed on to the green from the left slope.




PAR 3

● 222

● 179

○ 159

● 133



The sixth hole is a medium-length par 3 that plays uphill to a blind putting surface. The golfer must carry a shot over the two bunkers that are cut into the face of the slope to the approach area that will feed the ball onto the putting surface.





● 374

● 359

○ 338

● 233

PAR 4

This medium par 4 is an example of target golf at its best. From the tee, the golfer has to negotiate a wetland that runs along the left side of the fairway. The narrow fairway runs at an angle from right to left and the landing area is surrounded by bunkers. With a slight dogleg right, the best play on this hole is to lay up short of the bunker complex for a shot to the perched green, which is well guarded by bunkers.






PAR 4

●441

●417

○392

●343



This long, downhill par 4 entices the golfer to really let one lose off the tee. The hole doglegs to the left and the fairway is wide open with no bunkering. The putting surface falls from front to back and is guarded by two perched bunkers in the right approach. The fairway sweeps along the left and behind the green to collect any shots that fail to hold the putting surface.



PAR 5


● 536

● 511

○ 489

● 443


The ninth hole is the only par 5 on the front side of the golf course. This dramatic downhill hole is almost a sensory overload with great views across the property. Despite the marvelous vista, a focused golfer will be prepared for the challenging shot-making opportunities that the hole provides. A well played tee shot will be needed for any chance of attacking the green in two. However, with two bunkers guarding the left side of the fairway and native grasses out to the right, a misplaced drive can spell disaster. The green wraps around a pond that is located along the right side. Therefore, the safe second shot is short left, which will leave the golfer well positioned for the approach to the green.





PAR 4

● 307   ● 282   ○ 267   ● 235




As the shortest par 4 on the course, this hole is a bit of a sleeper that can either be a birdie opportunity or lead to a bogey and the golfer wondering how that shot got away. The tee shot is to a short, narrow angling fairway that is protected by a stream on the left and a wetland on the right. The sensible course of action is to play a shot out to a wider section of fairway, setting up the best angle for the short second shot to the green. The fairway is cut off at the approach by two deep bunkers and requires a high, soft shot to this extremely small green.



PAR 3

● 160   ● 149   ○ 136   ● 116



The eleventh hole is a short, downhill par 3 to a green that has a bit of a Redan feel to it. The putting surface is guarded on three sides by bunkers with one deep front bunker being the dominate feature on the hole. The back half of the putting surface falls away from the golfer so a shot to this section of the green will need to feed in from the front section of the putting surface.




PAR 5

● 590

● 548

○ 505

● 453



At 579 yards, the twelfth hole is the longest on the golf course and is for all but the longest hitters a three-shot par 5. The tee shot plays uphill to a wide fairway that doglegs sharply to the left around a pond. From the landing area atop the hill, players have a clear view to the distant green site. Most of the remaining fairway plays downhill to a deep valley that crosses the fairway just before the green. From this valley, the fairway sweeps back uphill to the green, which is cut into the hillside and well guarded by bunkers.




PAR 4

● 433

● 403

○ 372

● 317



This hole is a medium-length par 4 that plays from elevated tees down to a sharp dogleg-right fairway. The golfer has the option to play out to the left off the tee to avoid the bunkers and the retention basin along the right side of the hole; however, this route will lead to a longer second shot to the green. The riskier shot is to play close to or over the bunkers and if successful, this will be rewarded with an easier shot to the green. The approach will feed balls into a green that is tucked into the existing trees. The putting surface falls from front to back and is defended along the right side by a deep bunker.




PAR 3

● 227

● 205

○ 194

● 142



This long par 3 plays through the trees and over a stream and wetland to a small target area. The back tees require a long carry over the hazard into the length of the green. The carry from the forward tees is much shorter; however, the angle into the green and over the right green side bunker is a bit more challenging. The putting surface is large and designed to be quite forgiving because of the difficulty of the shot from the tees.






PAR 5

● 542

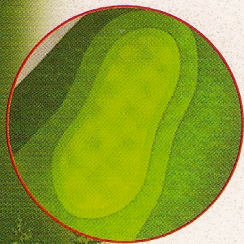
● 520

○ 498

● 457



This medium-length par 5 will tend to play longer than the yardage on the card because it plays into the prevailing wind and uphill all the way. The left-to-right sloping fairway is wide open off the tee, allowing players to “swing away” with the big stick. With the second shot, golfers are faced with a series of three angled cross bunkers in the fairway leaving the option to play a layup shot short of the bunkers or attack the small green by playing over the bunkers.





PAR 4

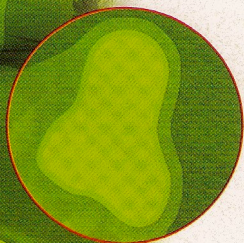
● 437

● 417

○ 384

● 348

The sixteenth hole plays slightly uphill to a fairway that slopes gently from left-to-right. The left side is guarded by two bunkers while one additional bunker in the center of the fairway must be navigated to reach the landing area. Just beyond the landing zone is a large wetland area that must be carried to a green site that is cut into the slope beyond.


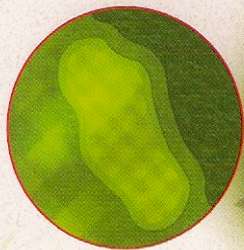




PAR 4

● 445   ● 414   ○ 384   ● 338

The seventeenth hole is a long, downhill par 4 that plays from a set of elevated tees to a fairway that is protected along the right side by a stand of mature trees. Having played a good shot from the tee, golfers will be faced with a mid- to long-iron shot to a putting surface that slopes away from the direction of play. A good strategy will be to play a shot over the approach bunker and let the ball feed on the putting surface. A large fairway collection area, to the left of and behind the green, will contain any errant balls that do not hold the green.





PAR 5

● 537   ● 500   ○ 479   ● 437

The eighteenth hole is a medium-length par 5 that will tend to play shorter because it is downhill and downwind. The extra-wide fairway off the tees is just begging golfers to cut loose with the driver. The fairway slopes from left to right and if the players can catch the down slope, they will be rewarded with extra yardage. A well-played tee shot will give golfers an opportunity to "go for the green in two" with hopes of a finishing birdie. However, things get a little busier around the green with a few bunkers that are looking to protect par on this hole.

